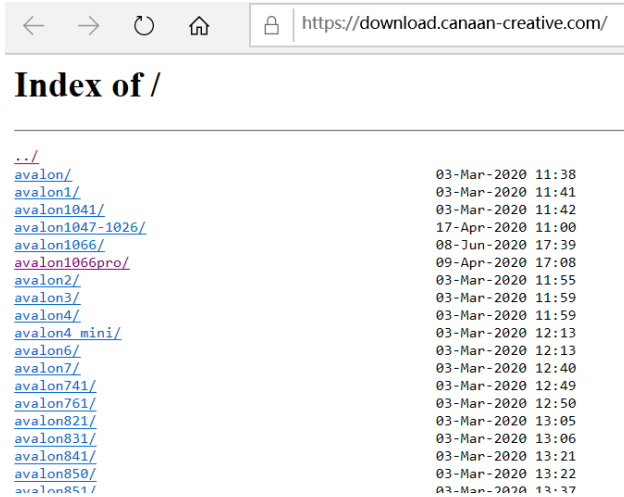


固件升级

固件FMS升级:

1. 固件下载地址:<https://download.canaan-creative.com/>



The screenshot shows a web browser window with the address bar containing <https://download.canaan-creative.com/>. The page title is "Index of /". Below the title is a list of directory entries, each with a link to a subdirectory and a timestamp. The entries are:

Directory	Timestamp
../	
avalon/	03-Mar-2020 11:38
avalon1/	03-Mar-2020 11:41
avalon1041/	03-Mar-2020 11:42
avalon1047-1026/	17-Apr-2020 11:00
avalon1066/	08-Jun-2020 17:39
avalon1066pro/	09-Apr-2020 17:08
avalon2/	03-Mar-2020 11:55
avalon3/	03-Mar-2020 11:59
avalon4/	03-Mar-2020 11:59
avalon4_mini/	03-Mar-2020 12:13
avalon6/	03-Mar-2020 12:13
avalon7/	03-Mar-2020 12:40
avalon741/	03-Mar-2020 12:49
avalon761/	03-Mar-2020 12:50
avalon821/	03-Mar-2020 13:05
avalon831/	03-Mar-2020 13:06
avalon841/	03-Mar-2020 13:21
avalon850/	03-Mar-2020 13:22
avalon851/	03-Mar-2020 13:37

2. 有多个文件的选择app文件

Index of /avalon1066pro/



The screenshot shows the index page for the directory [/avalon1066pro/](#). The entries are:

Directory	Timestamp
../	
app/	08-Jun-2020 17:27
hash_text/	19-Jun-2020 17:12

3. 选择要升级的版本

Index of /avalon1066pro/app/



The screenshot shows the index page for the directory [/avalon1066pro/app/](#). The entries are:

Directory	Timestamp
../	
20041701/	28-Apr-2020 13:50
20042901/	29-Apr-2020 16:20
20200511/	11-May-2020 16:13
20200608/	08-Jun-2020 17:39

4. 选择对应固件进行升级, 其中带有Plus的为新结构

Index of /avalon1066pro/app/20200608/



The screenshot shows the index page for the directory [/avalon1066pro/app/20200608/](#). The entries are:

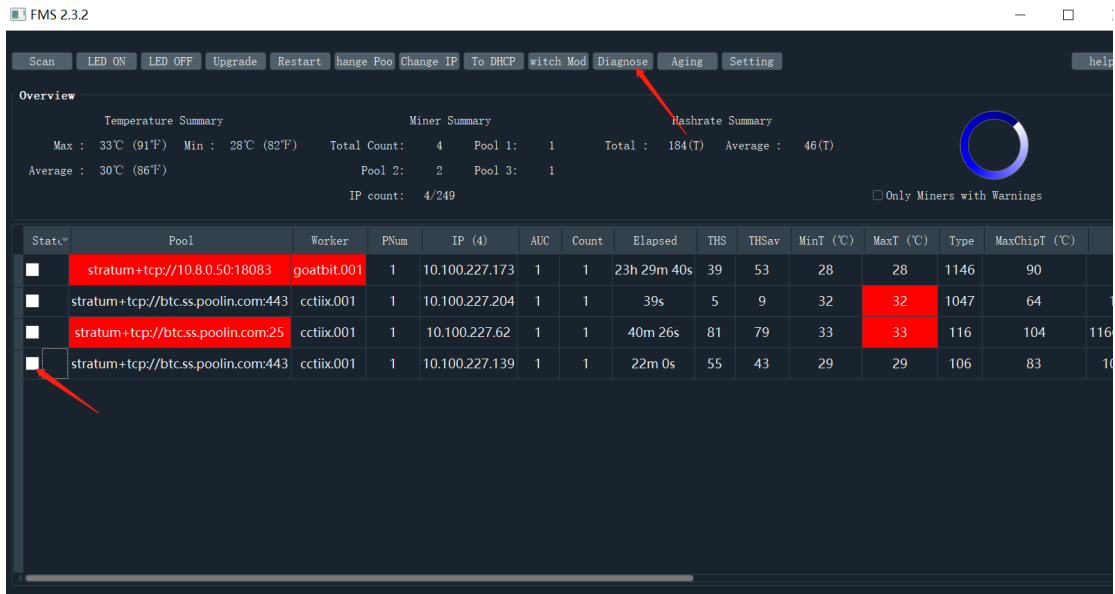
File	Timestamp	Size
A1066Pro-A3203-Plus_20060801_2da56f2_5bd367f.aup	08-Jun-2020 17:27	840K
A1066Pro-A3203-Plus_20060801_2da56f2_5bd367f.au..>	08-Jun-2020 17:27	169
A1066Pro-A3204-Plus-P3600W_20060801_2da56f2_5bd..>	08-Jun-2020 17:31	841K
A1066Pro-A3204-Plus-P3600W_20060801_2da56f2_5bd..>	08-Jun-2020 17:31	169
A1066Pro-A3204-Plus_20060801_2da56f2_5bd367f.aup	08-Jun-2020 17:31	841K
A1066Pro-A3204-Plus_20060801_2da56f2_5bd367f.au..>	08-Jun-2020 17:31	169
A1066Pro-A3204_20060801_2da56f2_5bd367f.aup	08-Jun-2020 17:31	840K
A1066Pro-A3204_20060801_2da56f2_5bd367f.aup.sha..>	08-Jun-2020 17:31	169
release-note	08-Jun-2020 17:39	69

5. 打开FMS

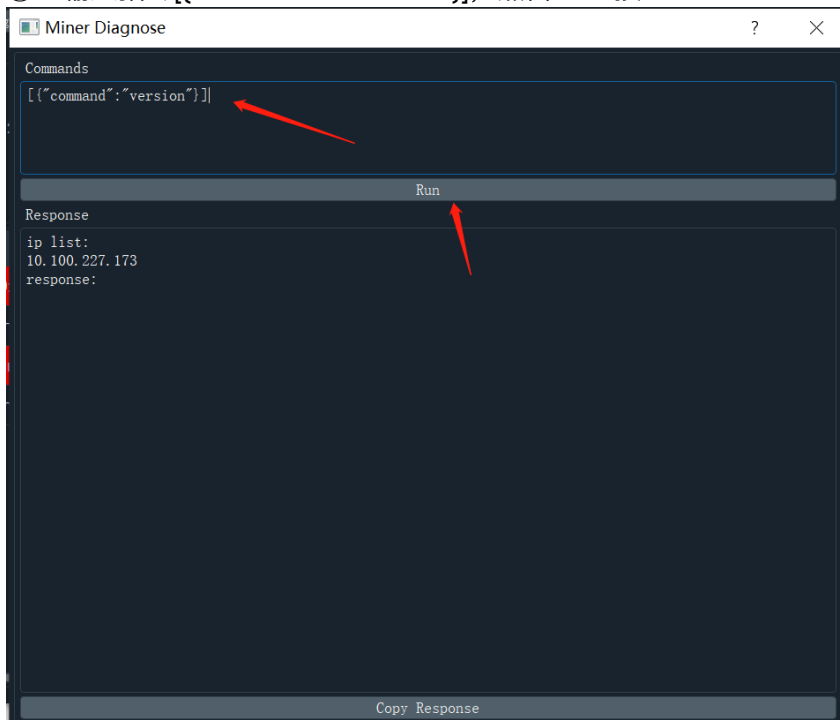


6. 判断新老结构

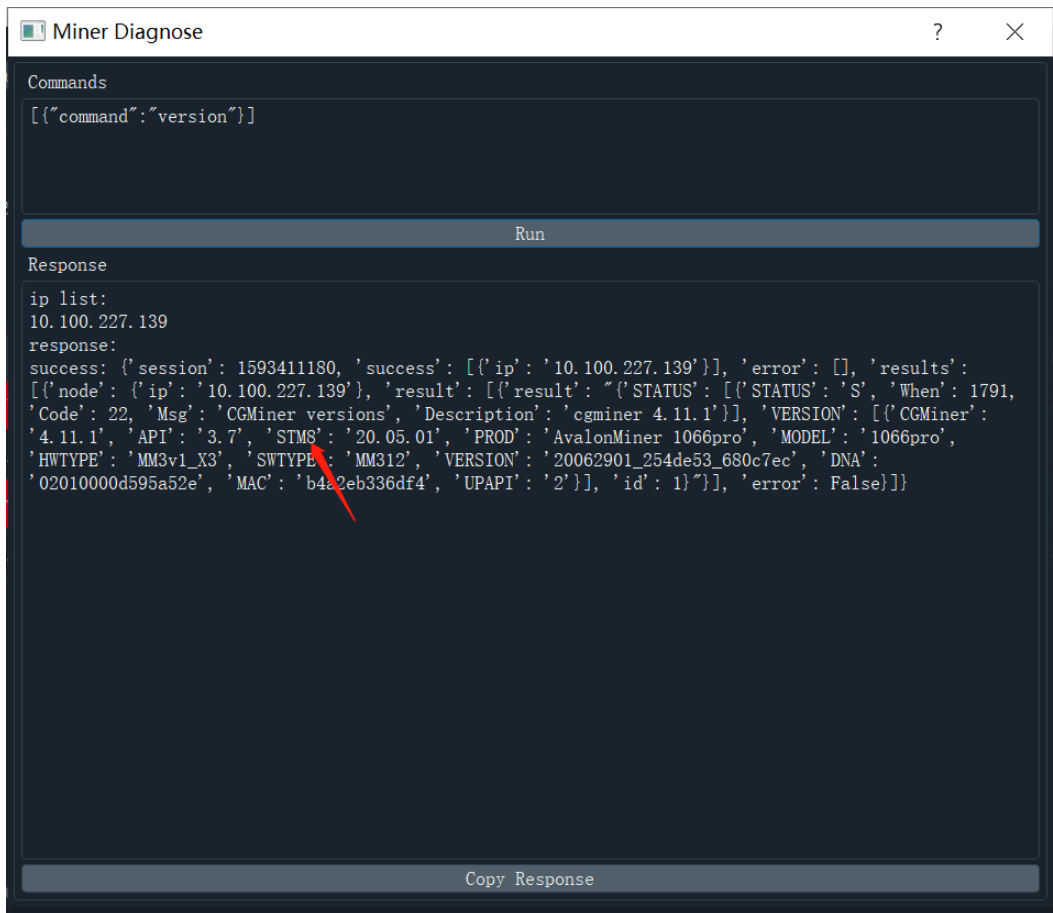
①. 选择所要判断的机器，然后点击Diagnose



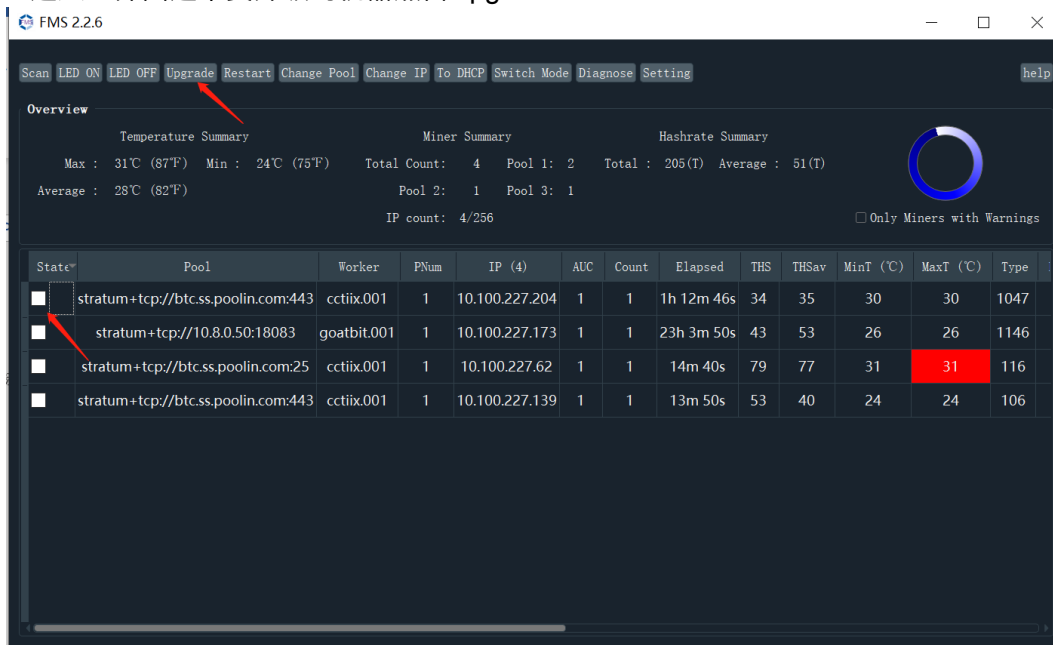
②. 输入指令[{"command": "version"}], 点击RUN按钮



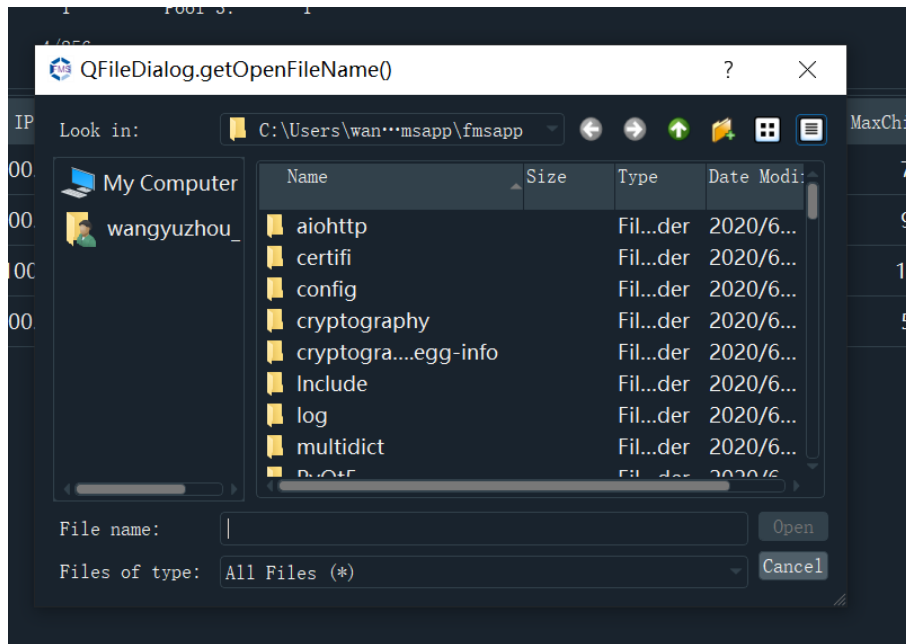
③. 带有STM8的为新结构



6. 进入主界面选中要升级的机器点击Upgrade



7. 选择下载好的固件进行升级，同理回退版本也同此操作

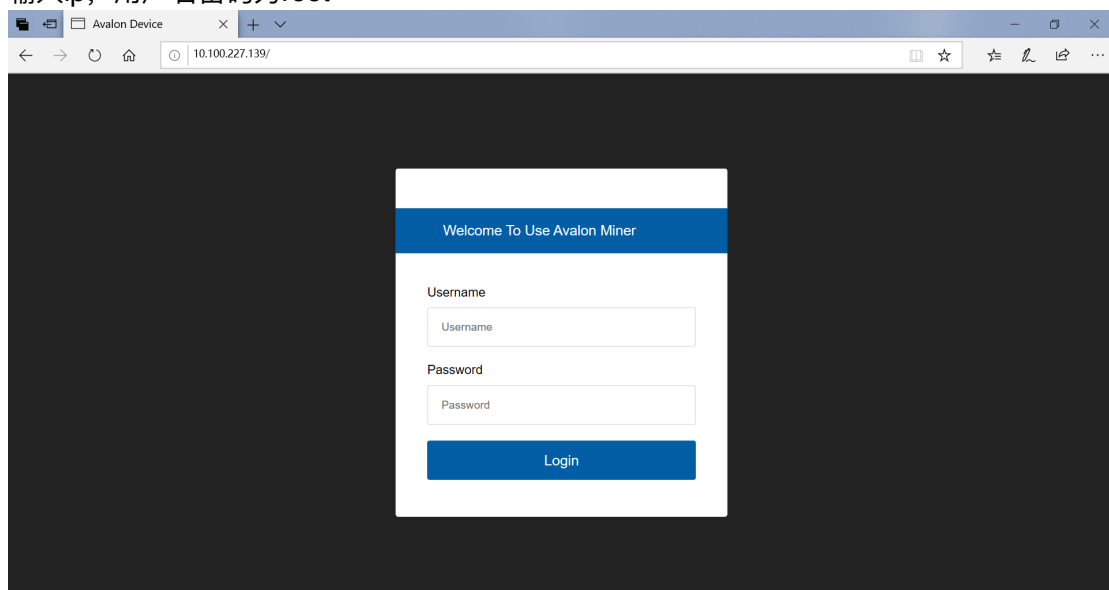


选择后点击 Open按钮，开始更新

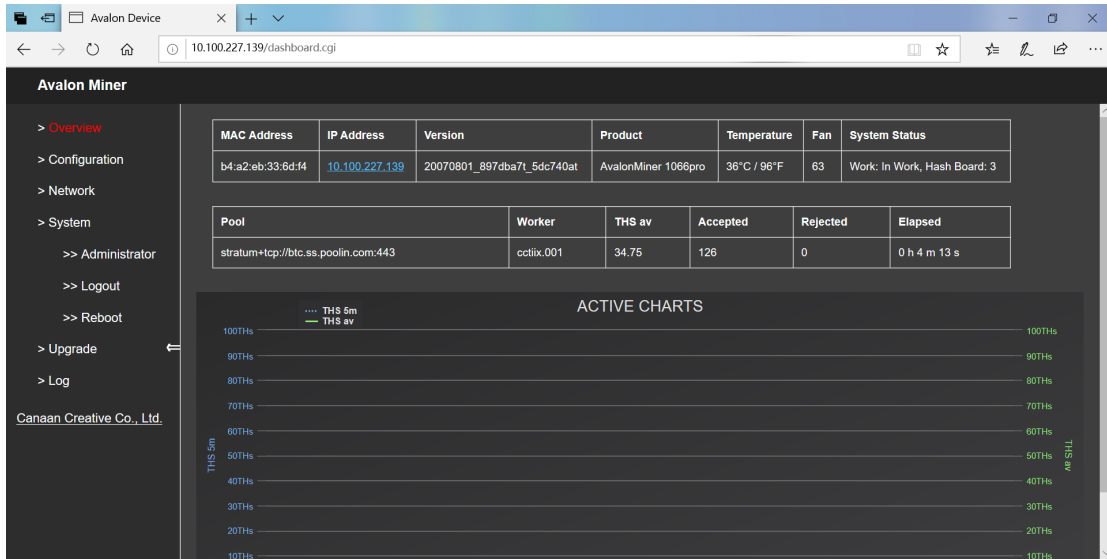
更新结束后会弹出对话框告知结果，如果全部成功，就会是 All upgrades were successful，否则会列出升级失败的全部 IP 地址

网络升级

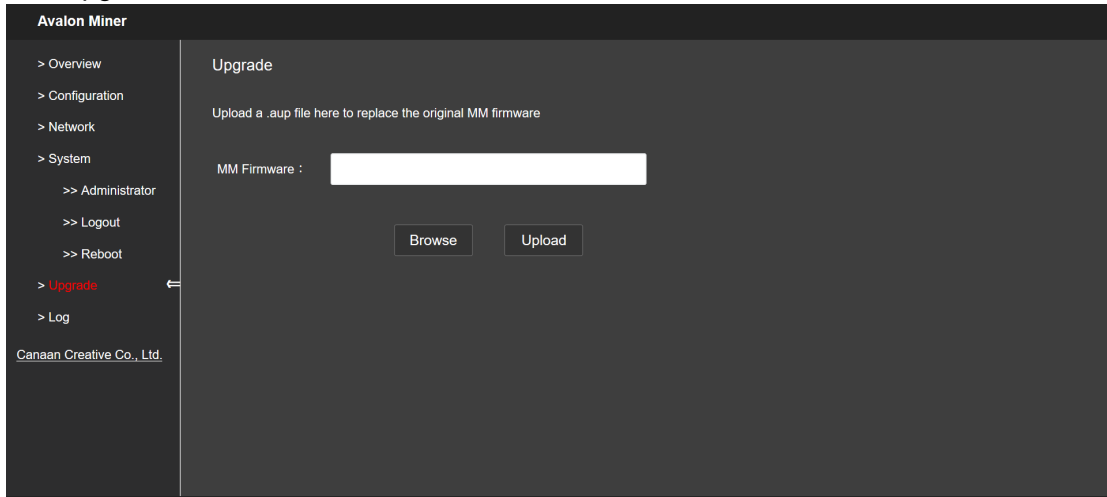
输入ip，用户名密码为root



打开网页

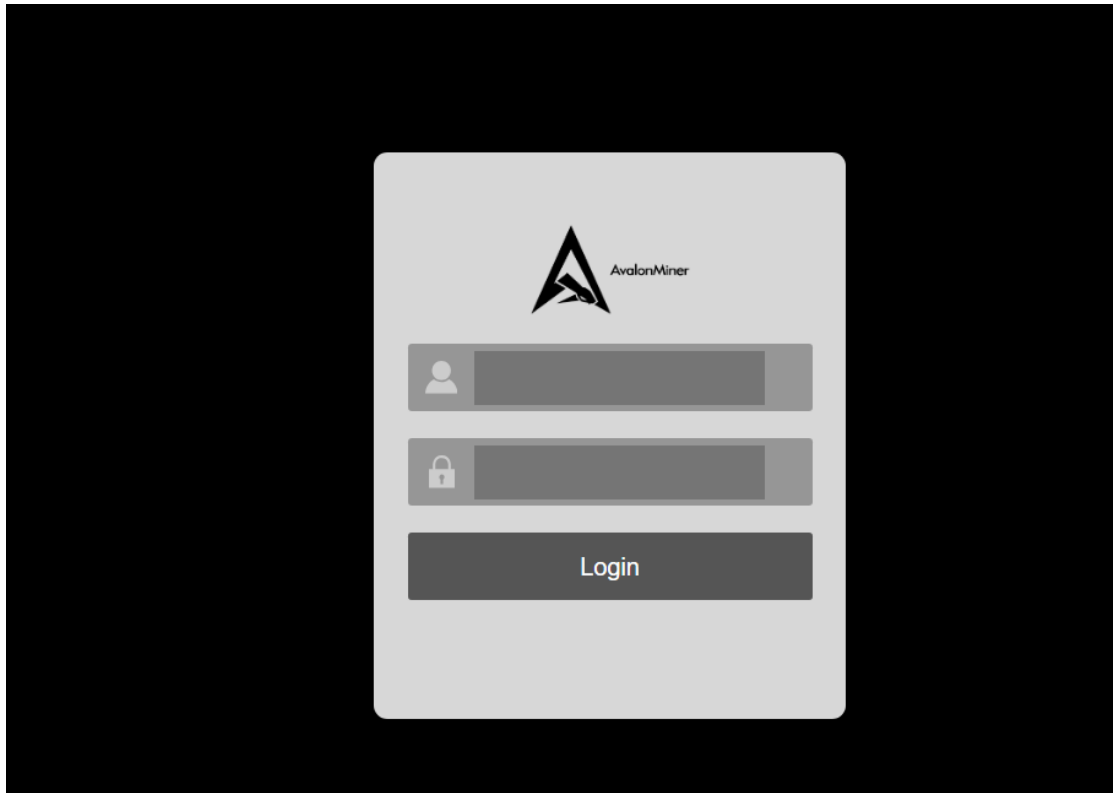


点击Upgrade



点击白框后点击Upload完成升级

(新后台升级) 登陆后台



点击upgrade进入升级界面

The dashboard for 'AvalonMiner 1246-xx' is shown. It features a sidebar on the left with navigation options: Overview, Configuration, Network, Log, System, Password, Upgrade (highlighted with a red box), and Reboot. The main content area displays various metrics: Mining status (Fine), Network status (76 ms), Fan status (3049, 3038, 3008, 3043 RPM /%), Miner Temperature (15°C (T), 66°C (H0), 64°C (H1), 65°C (H2)), Real-time Hashrate (76.85 THS), Average Hashrate (63.97 THS), Rejected Percentage (10.39%), and Elapsed time (0 Days 0 Hrs 16 mins 12 secs). A 'Current Pool' section shows the address 'stratum+tcp://btc.f2pool.com:1314', worker 'avalonaging', and a pie chart indicating 69 Accepted (89.6%) and 8 Rejected (10.4%) shares. At the bottom, there is a 'Computing monitoring' section with a scale from 60THs to 100THs and system information including Mac Address (b4:a2:eb:34:57:39), IP Address (172.31.33.42), and Firmware Version (21030401_4ec6bb0_09b1765t).

点击Browse选择固件，点击upload完成升级

Firmware Upgrade

Browse



Upload